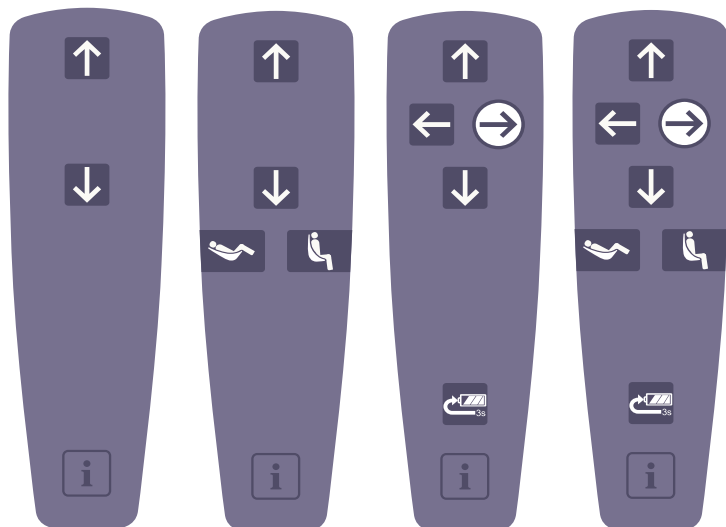











Maxi Sky 2

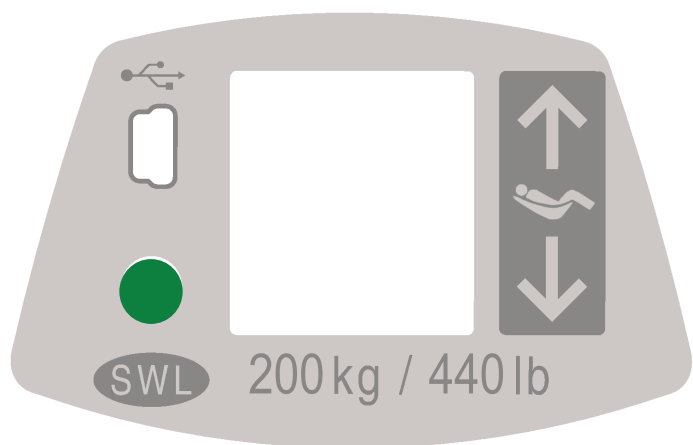






Hand control



-  **Up Button**
-  **Down Button**
-  **Right Button**
-  **Left button**
-  **Reclined Button** (Only Powered DPS)
-  **Sit Button** (Only Powered DPS)
-  **RTC** (Return to Charge)
-  **RTH** (Return to Home) Button
-  **Programming / Information Button**

Control panel



-  **Auxiliary Up-Down Button**
The up and down buttons are used to complete a transfer if a problem occurs with the hand control during the operation.
-  **Status LED**
The LED is a complement to the display to draw attention that a message is being displayed on the screen.
-  **SWL**
The label indicates the maximum lifting capacity of the lift.
-  **USB Access Port**
The USB port is intended for MAXISMART users only.

Display symbols



Battery Charge Level



100%



75%

Normal operating range



50%



25% Low

Accompanied with a short beep when a button is pressed



< 5%

Critical

Icons alternate with two short beeps every 10 seconds



Enhanced Charging System (ECS) Indicator

Displayed when charging units with ECS.



Return To Charge (RTC)

Indicates that the RTC function is activated by the hand control.



Return to Home (RTH)

Indicates that the RTH function is activated by the hand control.



Pre-Programmed Position (PPP)

Indicates that the PPP function is activated by the hand control.



Over Duty Cycle

Flashes when the lift is used for a long period without allowing it to cool down.

The overheat protection is activated when a function exceeds its duty cycle, is becomes disabled while all other functions remain active.

The red light stays on during the cooling period and a single beep is heard.

The symbol disappears when the function has cooled down and it is ready for use again.



General Malfunction (Warning symbol accompanied with a numeric character)

Flashes when the lift encounters a malfunction.

The lift needs to be inspected or repaired by a qualified service technician.

The red light stays on and a single beep is heard.



Maintenance Required (Wrench symbol accompanied with a letter character)

Shows for 7 seconds (accompanied with 2 beeps) when the lift goes from sleep mode and flashes each 5 seconds to draw user's attention.

The unit can be used but maintenance shall be done as soon as possible by an Arjo technician.



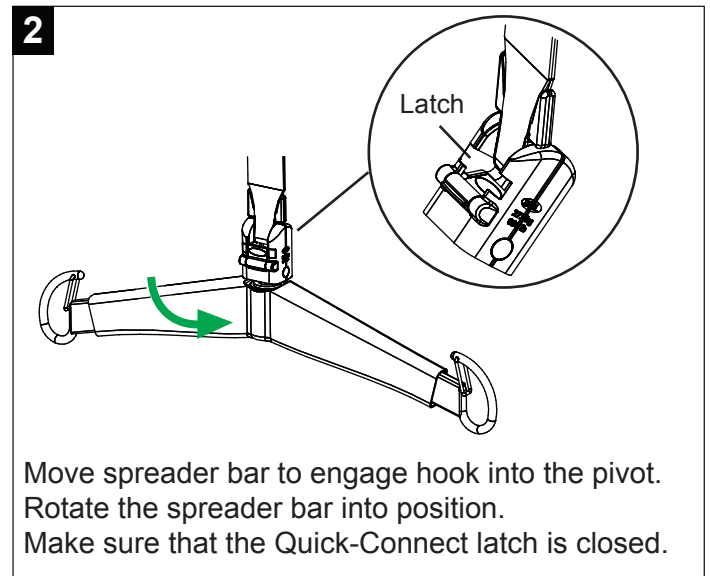
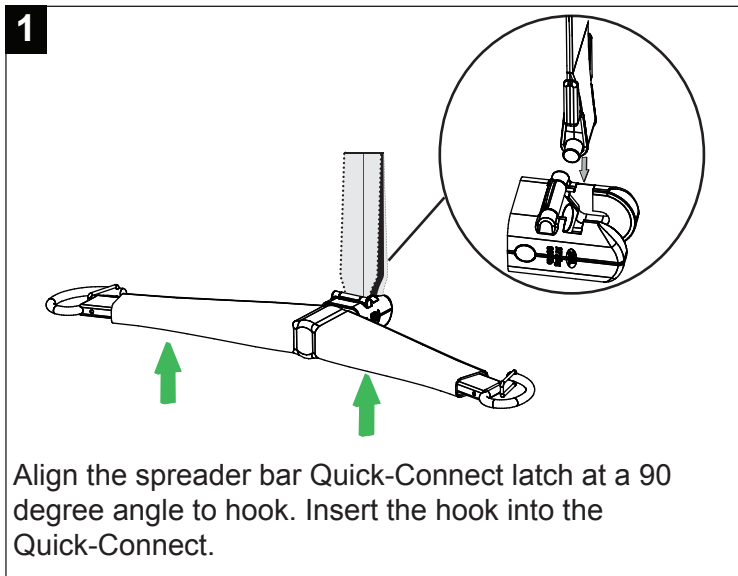
Overweight

Flashes when a transfer is attempted with a load exceeding the lift's capacity.

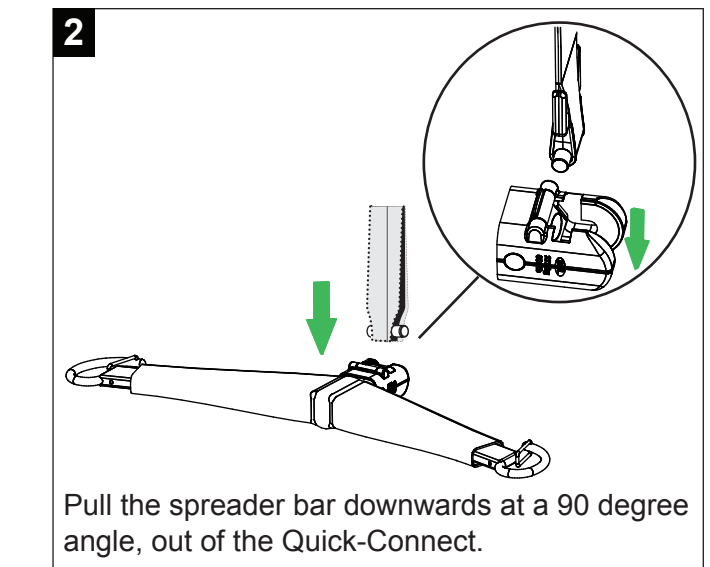
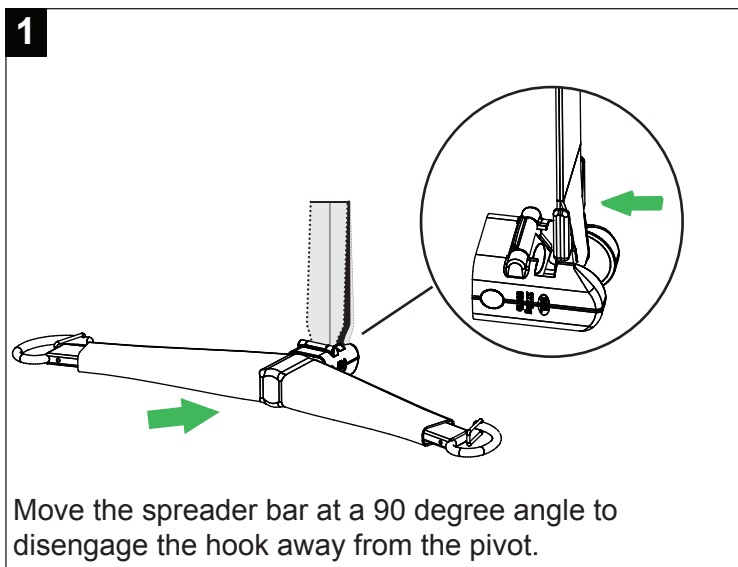
The red light stays on (accompanied with 4 rapid beeps) until the patient is lowered.

The function is disabled while all other functions remain active.

Spreader Bar and Scale Attachment



Spreader Bar and Scale Removal



Spreader Bar and Scale Attachment or Removal (Basic Ceiling Lifter model only)

