

ARJOHUNTLEIGH

GETINGE GROUP

Maxi Twin Scale

Instructions for Use



© Arjo Hospital Equipment AB 2009

ArjoHuntleigh products are patented or patent pending. Patent information is available by contacting Arjo Hospital Equipment AB.

Our policy is one of continuous development, and we therefore reserve the right to make technical alterations without notice. The content of this publication may not be copied either whole or in part without the consent of Arjo Hospital Equipment AB.

Contents

Before use	4
Display and Control function.....	4
Weighing.....	5
Switch on/Weighing.....	5
Taring	5
Changing the unit kg/lb (USA -Canada only)	6
Weighing methods	6
Switching off.....	7
Error messages	7
Cleaning instructions	7
Changing batteries	7
Labels and indicators	8
Technical specifications	8

Foreword

The equipment must be used in accordance with these safety instructions. Anyone using the equipment must also have read and understood the instructions in this booklet.

If there is anything you are not sure about, ask your Arjo-Huntleigh representative.

NOTE

Modifications made to the equipment without ArjoHuntleigh expressed consent from Arjo-Huntleigh will invalidate the supplier's product liability.

Please comply with the maximum capacity of the scale which is stated on the identification plate on the back of the device.

CAUTION

Don't overload the scale.

NOTE

Do not touch parts of the lift or the resident during the weighing procedure, because these are all integral parts of the weighing instrument.

Intended use

The Maxi Twin Scale is intended to be used with the Maxi Twin lift for weighing hospital or care facility residents by trained staff in accordance with the guidelines in the Operating and Product Care Instructions. It is intended to be handled only by trained staff, used indoors and in dry environment.

The Maxi Twin Scale is intended to be calibrated, verified and sealed by notified body.

All other uses must be avoided.

The useful life of this equipment, unless otherwise stated, is ten (10) years.

NOTE

Do not store in wet environment.

Symbol



Means:

Separate electrical and electronic components for recycling in accordance with the European Directive 2002/96/EG (WEEE)

Before use

Calibration

The scale is calibrated from factory and ready for use. If the scale needs to be recalibrated, please contact your Arjo-Huntleigh representative for support.

Scales within the EU are sealed and verified and any calibration or re-verification has to be done by a notified body.

Weighing

Weight is displayed in kg/lbs.

Display and Control function



Description of symbols

	The battery symbol indicates that the battery needs to be changed
> 0 <	Gross value in the accurate zero range (0.25 d)
Net	Net measurement display
PT	Interactive mode (only for authorized personnel)



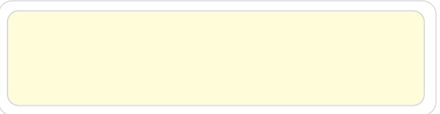
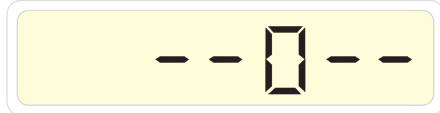
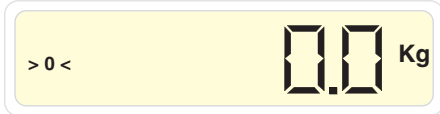
The scale is operated by means of two push-buttons:

Push-button(s)	Keypress
	ON/OFF switch
	Gross/net selection or tare and net display

Weighing


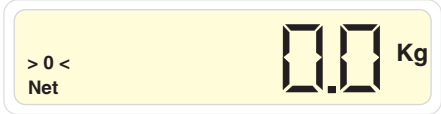
The scale is ready to use about 10 seconds after it is switched on. During this time, the scale must neither be moved nor loaded.

Switch on/Weighing

	<p>Switch on the scale</p>
	<p>Display segment test (- 5 seconds) <i>please wait</i></p>
	<p>Then all segments go off (- 2 seconds) <i>please wait</i></p>
	<p>Automatic zeroing 1 (- 3 seconds) <i>please wait</i></p>
	<p>The scale is ready to use Now you can weigh</p>

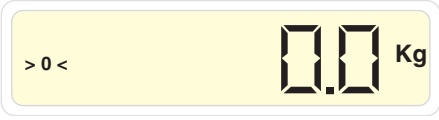

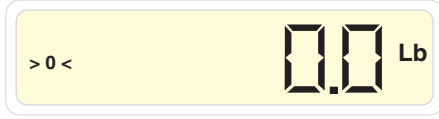
Taring

Switch on the scale and wait -10 seconds

	<p>Taring</p>
	<p>Now you can weigh/weigh by addition</p>

Changing the unit kg /lb (Only applies to non-verifiable scales, USA and Canada)

Switch on the scale and wait - 10 seconds

	Unit kg
	Keep pressed for -5 seconds
	Unit Lb (American pound)

The same method is used to change from Lb to kg.

The last unit set is retained even when the scale is switched off.

Weighing methods

Method A.

How to start weighing with the resident already placed in the sling:

- 1 Raise the lift so the sling with the resident is clear of the floor, bed, etc.
- 2 Push the ON/OFF button.
- 3 Read the gross weight (the weight of the resident + the weight of the sling) on the display.

To get the net weight, weigh the sling and subtract that weight from the gross weight.

Method B.

How to start weighing before placing the resident or the sling:

- 1 Push the ON/OFF. button
- 2 Wait about 10 seconds until 0.0 kg/ lbs is shown on the display..
- 3 Place the resident in the sling on the lift.
- 4 Raise the lift so the sling with the resident is clear of the floor, bed, etc.
- 5 Read the gross weight (the weight of the resident + the weight of the sling) on the display.

Method C.

How to weigh the resident without counting the sling-weight:

- 1 Push the ON/OFF. button
- 2 Wait about 10 seconds until 0.0 kg/lbs is shown on the display.
- 3 Put the sling in place, clear of the floor, bed, etc. and push the button G/N. The weight of the sling is now tared away and the display shows Net 0.0 kg/lbs
- 4 Place the resident in the sling on the lift.
- 5 Raise the lift so the sling with the resident is clear of the floor, bed, etc.

Read the net weight (the weight of the resident) on the display.

Switching off



Press the **ON/OFF** button to switch off the scale.

The scale has an automatic **SHUT OFF** after approximately 1 minute.

Error messages



Scale overloaded

Please comply with the nominal (rated) load for the scale (see identification plate on the back of the device).
Switch OFF and ON again.



Underload

Switch OFF and ON again.



Battery status

The batteries are flat and must be replaced

Cleaning instructions

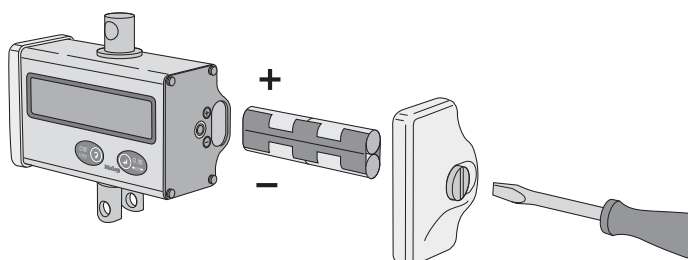
Just wipe gently with a damp, do not use any abrasive or caustic cleaning.

CAUTION

Avoid water directly on the scale.

Changing batteries

If the battery symbol is visible on the display, the batteries should be replaced as soon as possible.



Labels and indicators

On the data label you will find the following information:

- standard approval certificate no.
- Article number
- d = actual scale division
- e = verified scale division
- d = e = 100 g.
- Range; 2 - 200 kg

Verification labels

After verification the following labels are to be found on the scale:

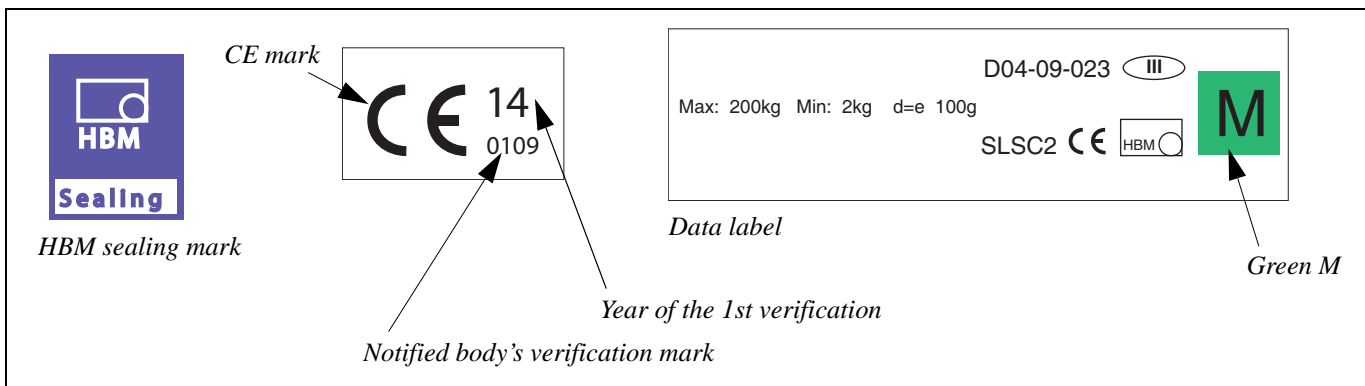
(The marking in some countries could be different depending on local regulations)

- **CE**; EC mark of conformity
- **Green M**; Initial verification has already been performed on this device

- **HBM sealing**; During the initial verification, this seal is used to protect scales of Accuracy Class III from unauthorized influence being exerted on the metrological data. If the seal is violated, the verification is no longer valid. The scales may then no longer be used for legal-for-trade operation.

This scale fulfils the regulations of EN 45501/OIML R76-1.

The certification is according to the Council Directive 90/384 EEC, Non-automatic Weighing Instrument Directive.



Technical specifications

Accuracy class according to OIML R76		C2
Maximum number of scale intervals	d = e	2000
Maximum capacity (E _{max})	kg	200
Minimum capacity	kg	2
Minimum verification interval (e)	g	100
Display		5 digits
Battery		4 x AA cells
Battery life (AAcell with 1600 mAh)	h	270
Battery voltage	V	3.6...6
Current consumption, active mode	mA	<6
Quiescent current, stand-by mode	mA	<0.001
Nominal temperature range	°C/°F	-10 to +40 / +14 to +104
Operating temperature range	°C/°F	-20 to +60 / -4 to +140
Storage temperature range	°C/°F	-40 to +85 / -40 to +185
Dimensions (W x H x D) -scale unit	mm	165 x 87 x 70
Weight - scale unit	kg/lbs	approx. 0.7 / 1.5
Protection class to DIN 40050 (IEC529)		IP 54

AUSTRALIA

ArjoHuntleigh Pty Ltd
78, Forsyth Street
O'Connor
AU-6163 Western Australia
Tel: +61 89337 4111
Free: +1 800 072 040
Fax: + 61 89337 9077

BELGIQUE / BELGIË

ArjoHuntleigh NV/SA
Evenbroekveld 16
BE-9420 ERPE-MERE
Tél/Tel: +32 (0) 53 60 73 80
Fax: +32 (0) 53 60 73 81
E-mail: info@arjohuntleigh.be

BRASIL

Maquet do Brasil
Equipamentos Médicos Ltda
Rua Tenente Alberto Spicciati, 200
Barra Funda, 01140-130
SÃO PAULO, SP - BRASIL
Fone: +55 (11) 2608-7400
Fax: +55 (11) 2608-7410

CANADA

ArjoHuntleigh
90 Matheson Boulevard West
Suite 300
CA-MISSISSAUGA, ON, L5R 3R3
Tel/Tél: +1 905 238 7880
Free: +1 800 665 4831 Institutional
Free: +1 800 868 0441 Home Care
Fax: +1 905 238 7881
E-mail: info.canada@arjohuntleigh.com

ČESKÁ REPUBLIKA

ArjoHuntleigh s.r.o.
Hlinky 118
CZ-603 00 BRNO
Tel: +420 549 254 252
Fax: +420 541 213 550

DANMARK

ArjoHuntleigh A/S
Vassingerødvej 52
DK-3540 LYNGE
Tel: +45 49 13 84 86
Fax: +45 49 13 84 87
E-mail:
dk_kundeservice@arjohuntleigh.com

DEUTSCHLAND

ArjoHuntleigh GmbH
Peter-Sander-Strasse 10
DE-55252 MAINZ-KASTEL
Tel: +49 (0) 6134 186 0
Fax: +49 (0) 6134 186 160
E-mail: info-de@arjohuntleigh.com

ESPAÑA

ArjoHuntleigh Ibérica S.L.
Ctra. de Rubí, 88 1ª planta - A1
08173 Sant Cugat del Vallés
ES- BARCELONA 08173
Tel: +34 93 583 11 20
Fax: +34 93 583 11 22
E-mail: info.es@arjohuntleigh.com

FRANCE

ArjoHuntleigh SAS
2 Avenue Alcide de Gasperi
CS 70133
FR-59436 RONCQ CEDEX
Tél: +33 (0) 3 20 28 13 13
Fax: +33 (0) 3 20 28 13 14
E-mail: info.france@arjohuntleigh.com

HONG KONG

ArjoHuntleigh (Hong Kong) Ltd
1510-17, 15/F, Tower 2
Kowloon Commerce Centre
51 Kwai Cheong Road
Kwai Chung
HONG KONG
Tel: +852 2207 6363
Fax: +852 2207 6368

INTERNATIONAL

ArjoHuntleigh International Ltd
ArjoHuntleigh House
Houghton Hall Park
Houghton Regis
UK-DUNSTABLE LU5 5XF
Tel: +44 (0) 1582 745 800
Fax: +44 (0) 1582 745 866
E-mail:
international@arjohuntleigh.com

ITALIA

ArjoHuntleigh S.p.A.
Via di Tor Vergata 432
IT-00133 ROMA
Tel: +39 (0) 6 87426211
Fax: +39 (0) 6 87426222
E-mail: Italy.promo@arjohuntleigh.com

NEDERLAND

ArjoHuntleigh Nederland BV
Biezenwei 21
4004 MB TIEL
Postbus 6116
4000 HC TIEL
Tel: +31 (0) 344 64 08 00
Fax: +31 (0) 344 64 08 85
E-mail: info.nl@arjohuntleigh.com

NEW ZEALAND

ArjoHuntleigh Ltd
41 Vestey Drive
Mount Wellington
NZ-AUCKLAND 1060
Tel: +64 (0) 9 573 5344
Free Call: 0800 000 151
Fax: +64 (0) 9 573 5384
E-mail: nz.info@ArjoHuntleigh.com

NORGE

ArjoHuntleigh Norway AS
Olaf Helsets vei 5
N-0694 OSLO
Tel: +47 22 08 00 50
Faks: +47 22 08 00 51
E-mail:
no.kundeservice@arjohuntleigh.com

ÖSTERREICH

ArjoHuntleigh GmbH
Dörrstrasse 85
AT-6020 INNSBRUCK
Tel: +43 (0) 512 204 160 0
Fax: +43 (0) 512 204 160 75

POLSKA

ArjoHuntleigh Polska Sp. z o.o.
ul. Ks Piotra Wawrzyniaka 2
PL-62-052 KOMORNIKI (Poznan)
Tel: +48 61 662 15 50
Fax: +48 61 662 15 90
E-mail: arjo@arjohuntleigh.com

PORTUGAL

ArjoHuntleigh em Portugal
MAQUET Portugal, Lda. (Distribuidor Exclusivo)
Rua Poeta Bocage n.º 2 - 2G
PT-1600-233 Lisboa
Tel: +351 214 189 815
Fax: +351 214 177 413
E-mail: Portugal@arjohuntleigh.com

SUISSE / SCHWEIZ

ArjoHuntleigh AG
Fabrikstrasse 8
Postfach
CH-4614 HÄGENDORF
Tél/Tel: +41 (0) 61 337 97 77
Fax: +41 (0) 61 311 97 42

SUOMI

Oy Vestek AB
Martinkuja 4
FI-02270 ESPOO
Puh: +358 9 8870 120
E-mail: info@vestek.fi

SVERIGE

ARJO Scandinavia AB
Hans Michelsensgatan 10
SE-211 20 MALMÖ
Tel: +46 (0) 10 494 7760
Fax: +46 (0) 10 494 7761
E-mail: kundservice@arjohuntleigh.com

UNITED KINGDOM

ArjoHuntleigh UK
ArjoHuntleigh House
Houghton Hall Park
Houghton Regis
UK-DUNSTABLE LU5 5XF
Tel: +44 (0) 1582 745 700
Fax: +44 (0) 1582 745 745
E-mail: sales.admin@arjohuntleigh.com

USA


ArjoHuntleigh Inc.
2349 W Lake Street Suite 250
US-Addison, IL 60101
Tel: +1 630 307 2756
Free: +1 800 323 1245 Institutional
Free: +1 800 868 0441 Home Care
Fax: +1 630 307 6195
E-mail: us.info@arjohuntleigh.com

ARJOHUNTLEIGH

GETINGE GROUP

GETINGE GROUP is a leading global provider of products and systems that contribute to quality enhancement and cost efficiency within healthcare and life sciences. We operate under the three brands of ArjoHuntleigh, GETINGE and MAQUET. ArjoHuntleigh focuses on patient mobility and wound management solutions. GETINGE provides solutions for infection control within healthcare and contamination prevention within life sciences. MAQUET specializes in solutions, therapies and products for surgical interventions and intensive care.

www.ArjoHuntleigh.com

 ArjoHuntleigh AB
Hans Michelsensgatan 10
211 20 Malmö
Sweden